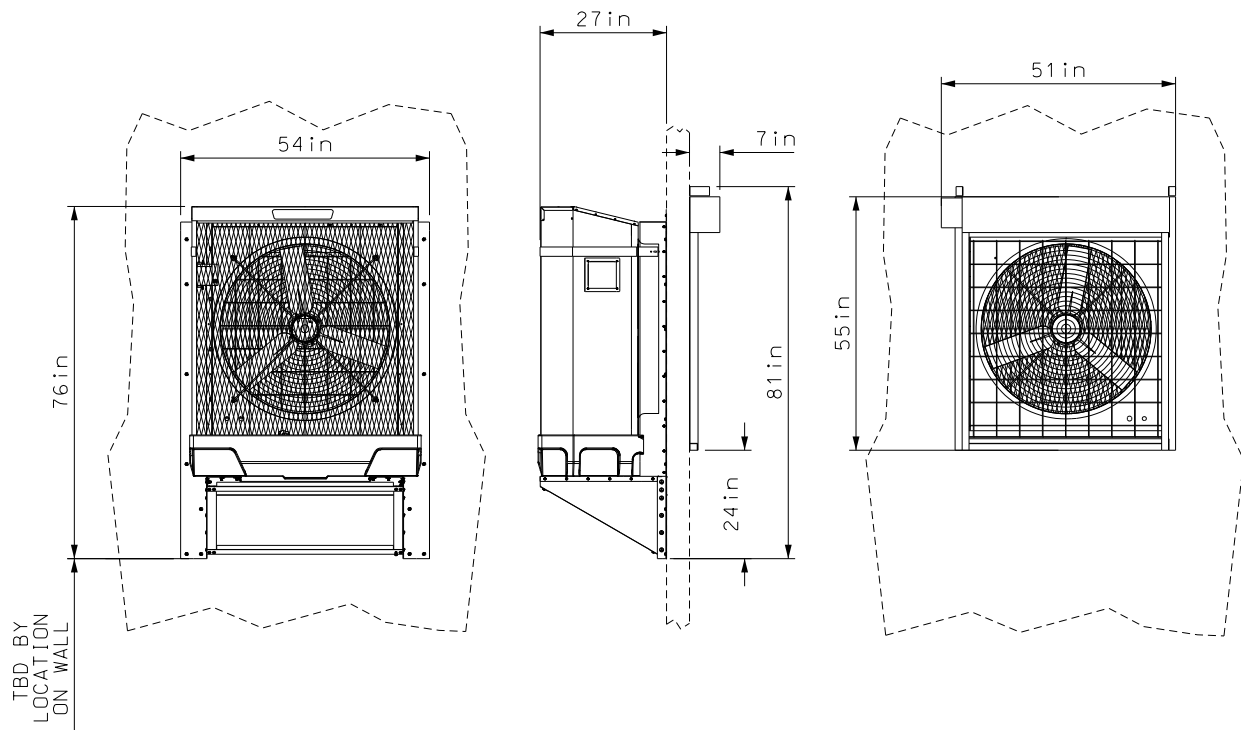


PolarCool Wall Mount and RollSeal Shutter

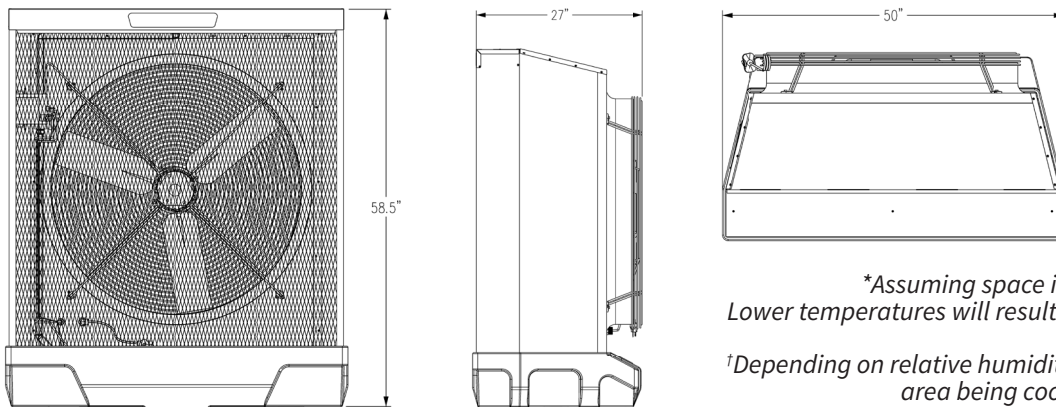


Overview

The PolarCool Pro Evaporative Cooling System (henceforth referred to as "the unit") reduces air temperature by drawing warm ambient air across a water-soaked surface (the cooling pads), evaporating the water and dissipating the heat it has absorbed. Simple controls make the unit easy to operate, and the overall design permits straightforward cleaning and maintenance.

Specifications

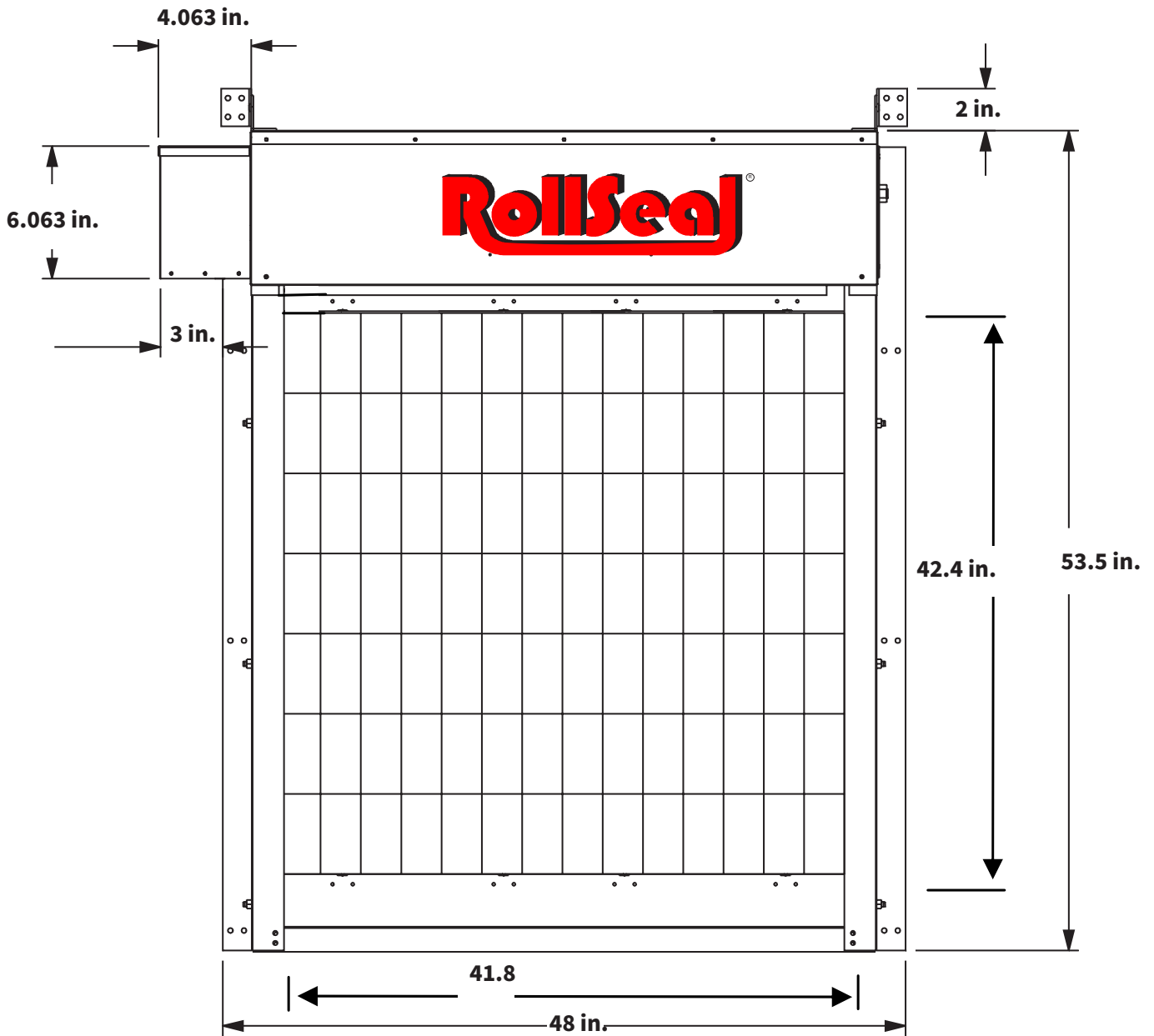
Unit Dimensions	54" W x 76" H x 34" D	Cooling Area	3,200 ft ²
Unit Weight	198 lbs (Empty); 515 lbs (Full)	Current	8.5A
Shipping Dimensions	PC Wall Mount and Fan: 32"x92"x89"	Typical Air Movement[†]	10,000 CFM
	Shutter: 49"x49"x13"	Cooling Media (x4)	CELdek: 12" W x 48" H x 6" D
Shipping Weight	PC Wall Mount and Fan: 473 lbs	Cooling Media Area	16 ft ²
	Shutter: 85 lbs	Cooling Media Volume	8 ft ³
Drive Type	Direct	Water Output	Adjustable
Speeds	1 Speed	Power Cord	120VAC
Water Consumption*	12 Gallons per Hour	Unit Housing *	Stainless Steel Upper Housing
Reservoir Volume	38 Gallons	Water Inlet Adapter	3/4" Garden Hose
Power Consumption	10A at 115V; 60 Hz	Drain Outlet Adapter	3/4" Garden Hose



**Assuming space is $\geq 90^\circ\text{F}$.
Lower temperatures will result in less water usage.*

[†]Depending on relative humidity, temperature, and area being cooled.

Shutter Specifications



Features	
NOTICE	Input Voltage = 115 Vac
	Current = 1.6 A Max
	Activation = Manual/Auto

Notice	
! WARNING	NOTICE
Disconnect all power sources before installing this piece of equipment. Failure to disconnect power source can result in property damage, serious injury, or death.	Use of this product in timer fan applications will void the manufacturer' warranty.